BOLT Nov 2026 Genetic Evaluation

Breed Average

	CE	BW	WW	YW	MCE	Milk	MWW	STAY	DOC	CWT	REA	FAT	MARB	API	TI
Current	7.3	3.3	79.1	114.8	3.9	26.1	65.5	15.0	11.2	30.3	0.90	-0.094	-0.05	277.9	160.7
Sires	7.6	3.2	77.9	112.9	4.0	26.7	65.5	14.6	11.3	29.9	0.89	-0.095	-0.05	276.9	159.5
Dams	6.4	3.7	76.1	109.7	3.5	26.3	64.3	15.2	10.7	28.2	0.87	-0.095	-0.06	277.0	158.0

Current Population – all calves born in the last 2 years (2025-2026)

Active Sire – any sire with a calf reported in the last 2 years (2025-2026)

Active Dam – any dam with a calf reported in the last 2 years (2025-2026)

Percentiles

Percentiles show where an animal stands within the Simmental population. The following percentiles are based on CSA current calves (2024-2025).

PCTL	CE	BW	WW	YW	MCE	Milk	MWW	STAY	DOC	CWT	REA	FAT	MARB	API	TI
Avg	**7.3**	**3.3**	**79.1**	**114.8**	**3.9**	**26.1**	**65.5**	**15.0**	**11.2**	**30.3**	**0.90**	**-0.094**	**-0.05**	**277.9**	**65.5**
Min	-9.6	-8.7	20.0	22.8	-10.0	5.9	31.2	1.1	-15.3	-18.2	0.01	-0.182	-0.59	195.9	36.8
Max	29.9	14.6	122.2	192.9	15.5	47.7	98.0	26.9	25.5	87.5	1.72	0.066	0.89	363.2	100.9
SD	4.13	2.11	9.80	17.04	2.46	6.14	6.93	2.59	2.93	9.61	0.161	0.0240	0.125	13.21	4.99
1	17.7	-1.8	103.1	156.2	9.6	39.8	81.9	20.8	17.9	54.4	1.27	-0.140	0.33	310.4	198.9
2	16.4	-1.2	100.2	151.3	8.9	38.6	79.9	20.2	17.0	51.4	1.22	-0.136	0.29	306.1	193.9
3	15.5	-0.8	98.5	148.0	8.5	37.8	78.7	19.7	16.5	49.2	1.19	-0.133	0.24	303.5	191.0
4	14.9	-0.5	97.0	145.7	8.2	37.3	77.8	19.4	16.1	47.8	1.17	-0.131	0.22	301.9	188.8
5	14.4	-0.2	95.9	143.8	7.9	36.8	77.1	19.2	15.8	46.6	1.15	-0.129	0.18	300.3	187.0
10	12.6	0.6	91.9	136.9	7.0	35.0	74.5	18.3	14.8	42.6	1.09	-0.123	0.10	295.4	181.0
15	11.4	1.1	89.2	132.3	6.4	33.6	72.8	17.7	14.1	40.0	1.05	-0.119	0.05	291.8	177.0
20	10.7	1.5	87.1	128.9	5.9	32.2	71.4	17.2	13.5	38.0	1.02	-0.114	0.03	288.8	174.0
25	10.0	1.9	85.3	125.9	5.6	30.8	70.2	16.8	13.1	36.3	1.00	-0.110	0.01	286.4	171.5
30	9.4	2.3	83.8	123.2	5.3	29.3	69.2	16.4	12.7	35.0	0.98	-0.106	-0.01	284.3	169.0
35	8.8	2.6	82.4	120.7	4.9	28.0	68.2	16.1	12.3	33.6	0.96	-0.103	-0.03	282.4	166.8
40	8.2	2.9	81.1	118.3	4.6	26.9	67.2	15.7	12.0	32.4	0.94	-0.100	-0.04	280.6	164.6
45	7.7	3.1	79.8	116.1	4.3	25.9	66.3	15.4	11.7	31.1	0.92	-0.097	-0.06	279.0	162.6
50	7.2	3.4	78.5	114.4	4.0	25.0	65.4	15.1	11.3	29.9	0.90	-0.094	-0.07	277.3	160.6
55	6.7	3.7	77.4	112.5	3.7	24.4	64.5	14.8	11.0	28.8	0.88	-0.092	-0.08	275.8	158.5
60	6.2	3.9	76.3	110.3	3.4	23.8	63.6	14.5	10.6	27.6	0.86	-0.089	-0.09	274.1	156.5
65	5.7	4.2	75.1	108.1	3.1	23.0	62.8	14.2	10.3	26.4	0.84	-0.087	-0.10	272.5	154.5
70	5.1	4.4	74.0	105.8	2.7	22.3	61.9	13.8	9.9	25.1	0.82	-0.084	-0.12	270.8	152.4
75	4.5	4.7	72.6	103.3	2.4	21.6	61.0	13.4	9.4	23.8	0.80	-0.081	-0.13	269.0	150.0
80	3.9	5.1	71.1	100.5	1.9	20.8	59.8	13.0	9.0	22.3	0.77	-0.078	-0.15	267.0	147.4
85	3.2	5.4	69.3	97.4	1.5	19.9	58.5	12.4	8.4	20.6	0.74	-0.073	-0.17	264.6	144.3
90	2.2	5.9	67.0	93.4	0.8	18.7	56.8	11.7	7.6	18.4	0.69	-0.067	-0.19	261.7	140.4
95	0.8	6.7	63.5	87.4	-0.1	17.1	54.3	10.6	6.4	15.1	0.63	-0.055	-0.23	257.3	134.5
Num	83,350	83,350	83,350	83,350	83,350	83,350	83,350	83,350	83,350	83,350	83,350	83,350	83,350	83,350	83,350

Statistics from the Nov 9, 2026 BOLT Evaluation

BOLT Nov 2026 Genetic Evaluation

Current Fullbloods

PCTL	CE	BW	WW	YW	MCE	Milk	MWW	STAY	DOC	CWT	REA	FAT	MARB	API	TI
Avg	**6.0**	**4.6**	**74.1**	**102.9**	**2.9**	**34.1**	**71.0**	**15.2**	**9.8**	**24.0**	**0.87**	**-0.120**	**-0.10**	**271.5**	**148.9**
Min	-7.9	-7.4	37.1	44.7	-9.2	18.0	38.9	4.0	-8.1	-8.0	0.01	-0.182	-0.59	222.1	91.2
Max	25.5	13.3	109.7	160.2	13.2	47.7	95.7	26.3	23.7	59.4	1.46	0.045	0.65	326.0	208.7
SD	4.00	1.88	8.54	13.91	2.46	3.42	5.87	2.52	2.91	7.79	0.138	0.0130	0.09	11.37	14.04
1	15.8	0.0	94.9	136.7	8.5	42.1	84.8	21.0	17.2	43.1	1.20	-0.150	0.11	300.0	183.6
2	14.7	0.6	92.2	132.1	7.8	41.1	83.1	20.3	16.0	40.6	1.15	-0.145	0.08	296.4	178.0
3	13.9	0.9	90.6	129.5	7.4	40.4	82.2	19.9	15.2	39.1	1.13	-0.143	0.06	294.0	175.3
4	13.3	1.2	89.2	127.5	7.1	39.9	81.3	19.5	14.8	37.9	1.11	-0.141	0.05	292.3	173.1
5	12.8	1.4	88.2	125.8	6.9	39.5	80.5	19.3	14.4	36.9	1.09	-0.140	0.04	290.5	171.6
10	11.2	2.1	84.8	120.4	6.0	38.3	78.4	18.3	13.2	33.9	1.04	-0.135	0.00	285.8	166.4
15	10.2	2.6	82.7	116.9	5.3	37.5	76.9	17.7	12.6	31.9	1.01	-0.132	-0.02	282.9	162.8
20	9.3	3.0	81.0	114.2	4.9	36.8	75.8	17.3	12.1	30.2	0.98	-0.130	-0.03	280.6	160.1
25	8.5	3.4	79.5	111.9	4.4	36.3	74.8	16.9	11.6	28.9	0.96	-0.128	-0.04	278.7	157.9
30	7.9	3.7	78.3	109.8	4.1	35.8	74.0	16.5	11.2	27.8	0.94	-0.126	-0.06	276.9	155.9
35	7.3	3.9	77.1	107.9	3.8	35.4	73.2	16.3	10.9	26.7	0.92	-0.124	-0.07	275.4	154.0
40	6.8	4.1	76.0	106.1	3.5	34.9	72.5	15.9	10.6	25.7	0.90	-0.123	-0.08	274.0	152.2
45	6.3	4.4	75.0	104.4	3.2	34.6	71.8	15.6	10.3	24.8	0.89	-0.121	-0.09	272.5	150.5
50	5.8	4.6	74.1	102.7	2.9	34.1	71.1	15.3	9.9	23.9	0.87	-0.120	-0.10	271.2	149.0
55	5.3	4.8	73.1	101.0	2.6	33.8	70.4	15.0	9.6	23.0	0.85	-0.119	-0.11	269.8	147.3
60	4.8	5.0	72.1	99.4	2.3	33.4	69.7	14.7	9.3	22.0	0.84	-0.117	-0.12	268.5	145.6
65	4.3	5.3	71.0	97.7	1.9	33.0	69.0	14.3	8.9	21.1	0.82	-0.116	-0.13	267.2	143.9
70	3.8	5.5	69.8	95.9	1.6	32.5	68.2	14.0	8.5	20.1	0.80	-0.114	-0.15	265.7	142.0
75	3.2	5.8	68.6	93.8	1.3	32.0	67.3	13.6	8.1	19.0	0.78	-0.113	-0.16	264.1	139.9
80	2.7	6.1	67.2	91.5	0.9	31.5	66.4	13.2	7.6	17.8	0.76	-0.111	-0.17	262.4	137.8
85	1.9	6.4	65.6	88.8	0.4	30.8	65.2	12.7	7.1	16.3	0.73	-0.108	-0.19	260.1	134.9
90	1.1	6.9	63.4	85.4	-0.2	29.9	63.6	12.0	6.3	14.3	0.70	-0.105	-0.21	257.5	131.2
95	-0.3	7.6	60.1	80.2	-1.2	28.5	61.4	10.9	5.1	11.3	0.65	-0.101	-0.24	253.3	125.3
Num	12753	12753	12753	12753	12753	12753	12753	12753	12753	12753	12753	12753	12753	12753	12753

Statistics from the Nov 9, 2026 BOLT Evaluation

BOLT Nov 2026 Genetic Evaluation

Current Purebreds

PCTL	CE	BW	WW	YW	MCE	Milk	MWW	STAY	DOC	CWT	REA	FAT	MARB	API	TI
Avg	**7.6**	**3.1**	**81.0**	**118.7**	**4.2**	**23.8**	**64.2**	**15.2**	**11.6**	**32.1**	**0.93**	**-0.091**	**-0.07**	**278.8**	**163.9**
Min	-6.8	-6.3	41.4	54.0	-7.7	5.9	35.2	2.4	-12.6	-10.2	0.25	-0.159	-0.57	219.6	82.1
Max	26.6	11.0	122.2	190.7	15.5	45.1	94.9	26.9	25.5	85.3	1.72	-0.004	0.64	351.6	240.0
SD	4.01	1.96	9.62	16.27	2.32	4.67	6.37	2.56	2.80	9.12	0.149	0.0150	0.105	12.69	14.88
1	17.9	-1.8	104.3	157.9	9.7	35.6	79.7	20.9	17.8	54.7	1.29	-0.127	0.21	310.2	199.8
2	16.6	-1.3	101.5	153.1	9.0	34.2	77.7	20.3	17.0	51.9	1.24	-0.123	0.16	306.1	195.1
3	15.8	-0.8	99.7	149.9	8.6	33.3	76.5	19.9	16.6	50.0	1.21	-0.120	0.14	303.6	192.4
4	15.1	-0.5	98.5	147.8	8.3	32.5	75.5	19.5	16.2	48.6	1.19	-0.117	0.12	301.7	190.3
5	14.6	-0.3	97.4	146.0	8.0	32.0	74.7	19.3	15.9	47.5	1.17	-0.115	0.11	300.3	188.5
10	12.9	0.5	93.6	139.7	7.1	30.0	72.2	18.4	15.0	43.8	1.11	-0.109	0.06	295.2	182.8
15	11.7	1.1	91.1	135.4	6.5	28.6	70.7	17.8	14.4	41.4	1.08	-0.106	0.04	291.9	179.0
20	10.8	1.5	89.0	132.0	6.1	27.6	69.5	17.3	13.9	39.5	1.05	-0.103	0.02	289.2	176.0
25	10.1	1.9	87.3	129.3	5.7	26.8	68.4	16.9	13.4	37.9	1.03	-0.100	0.00	286.9	173.6
30	9.4	2.2	85.8	126.8	5.3	26.0	67.4	16.6	13.0	36.5	1.00	-0.098	-0.02	285.0	171.5
35	8.9	2.5	84.4	124.6	5.0	25.3	66.6	16.2	12.7	35.3	0.98	-0.096	-0.03	283.2	169.3
40	8.3	2.7	83.2	122.6	4.7	24.7	65.8	15.9	12.3	34.1	0.97	-0.094	-0.04	281.5	167.4
45	7.8	3.0	81.9	120.4	4.4	24.1	65.0	15.6	12.0	33.0	0.95	-0.092	-0.06	279.9	165.6
50	7.3	3.2	80.7	118.4	4.1	23.5	64.2	15.3	11.7	31.9	0.93	-0.091	-0.07	278.4	163.7
55	6.9	3.4	79.6	116.4	3.9	23.0	63.5	15.0	11.3	30.8	0.91	-0.089	-0.08	276.8	161.9
60	6.4	3.7	78.4	114.3	3.6	22.4	62.6	14.6	11.0	29.7	0.89	-0.087	-0.09	275.3	160.1
65	5.9	3.9	77.2	112.3	3.3	21.8	61.8	14.3	10.6	28.5	0.87	-0.085	-0.10	273.7	158.1
70	5.4	4.2	75.9	110.1	3.0	21.3	61.0	13.9	10.3	27.3	0.85	-0.083	-0.12	272.1	156.1
75	4.9	4.4	74.6	107.7	2.6	20.6	60.0	13.5	9.9	26.0	0.83	-0.081	-0.13	270.3	154.1
80	4.3	4.7	73.0	105.0	2.3	19.9	59.0	13.1	9.4	24.6	0.81	-0.078	-0.15	268.3	151.7
85	3.6	5.1	71.2	101.9	1.8	19.1	57.7	12.6	8.9	22.9	0.78	-0.076	-0.17	266.0	148.9
90	2.7	5.5	69.0	98.2	1.3	18.0	56.1	11.9	8.1	20.9	0.74	-0.072	-0.19	263.1	145.5
95	1.4	6.2	65.7	92.4	0.4	16.5	53.8	10.9	6.9	17.8	0.68	-0.066	-0.23	258.6	140.0
Num	53400	53400	53400	53400	53400	53400	53400	53400	53400	53400	53400	53400	53400	53400	53400

Statistics from the Nov 9, 2026 BOLT Evaluation

BOLT Nov 2026 Genetic Evaluation

Genetic Trend – Calving Ease

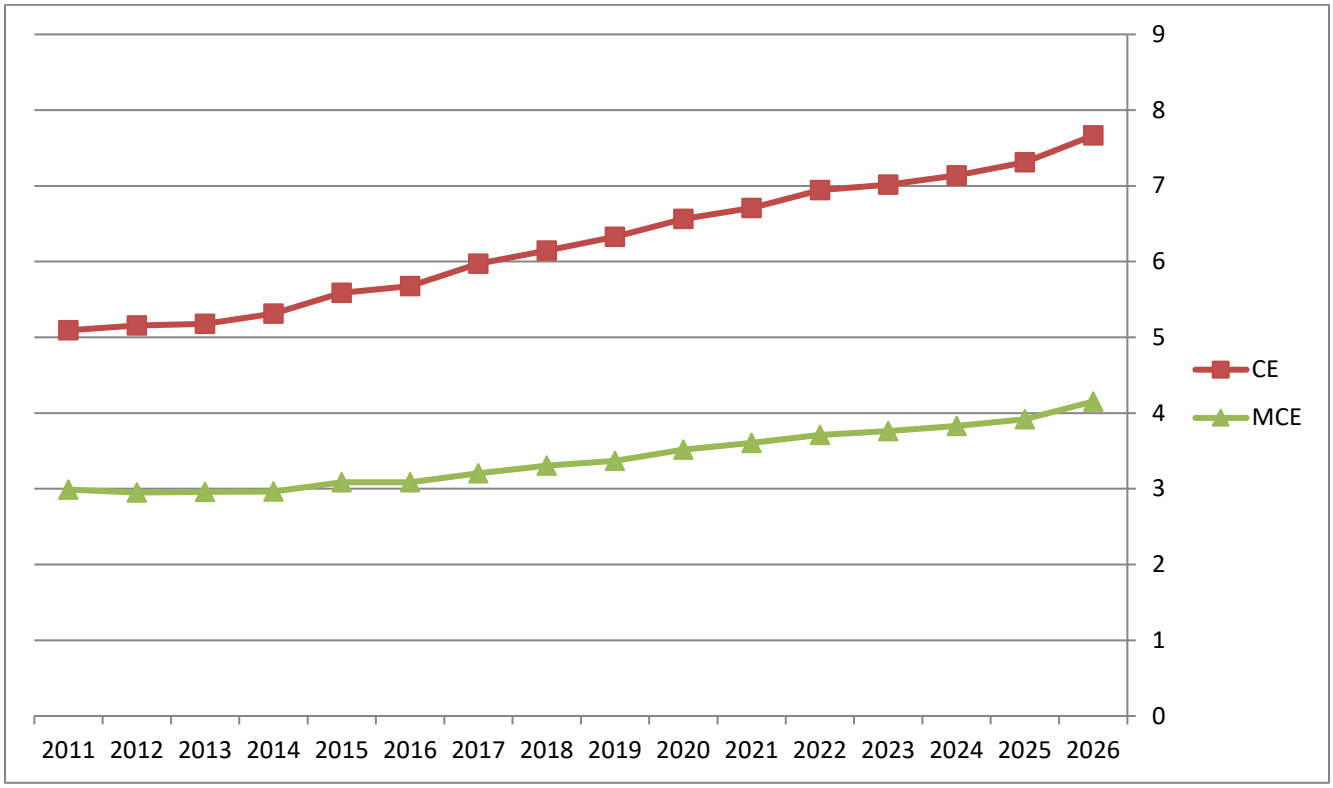

Genetic Trend – Growth Traits

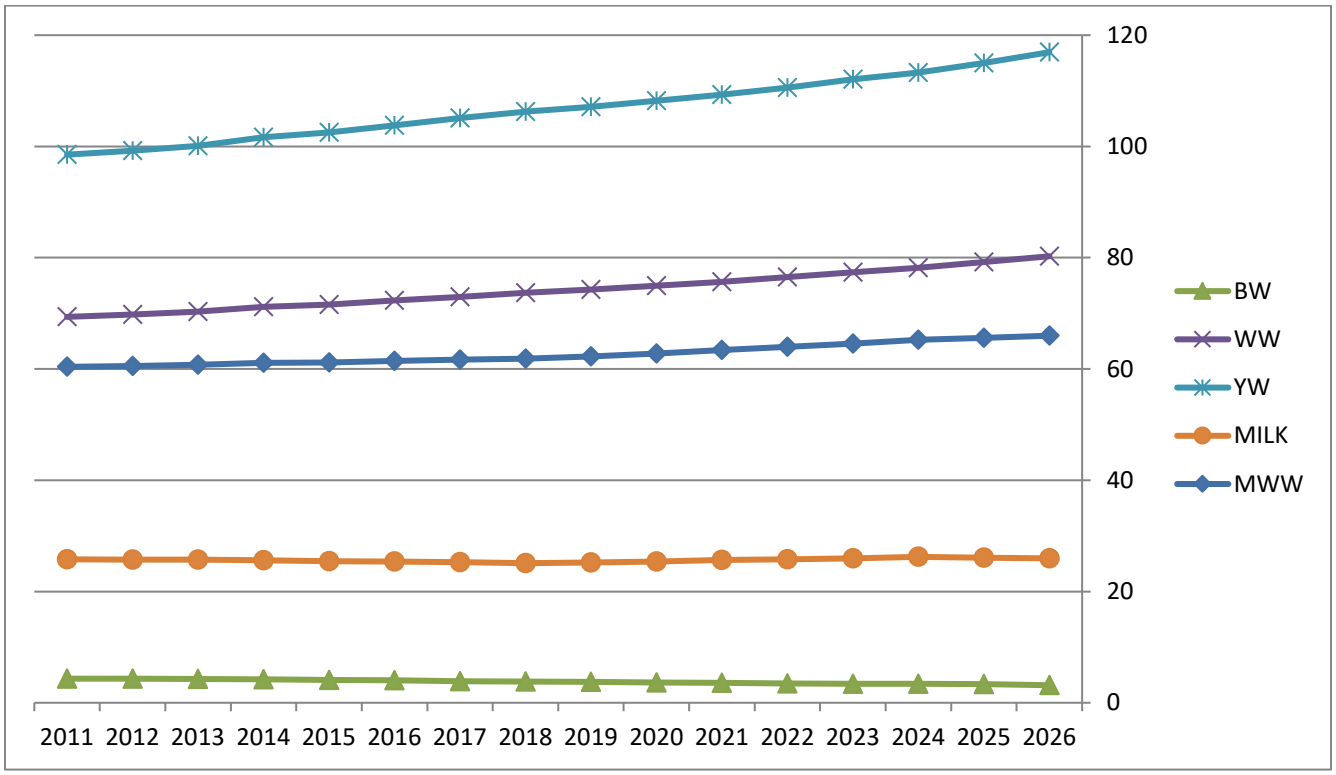

Statistics from the Nov 9, 2026 BOLT Evaluation

BOLT Nov 2026 Genetic Evaluation

Genetic Trend – Carcass Traits

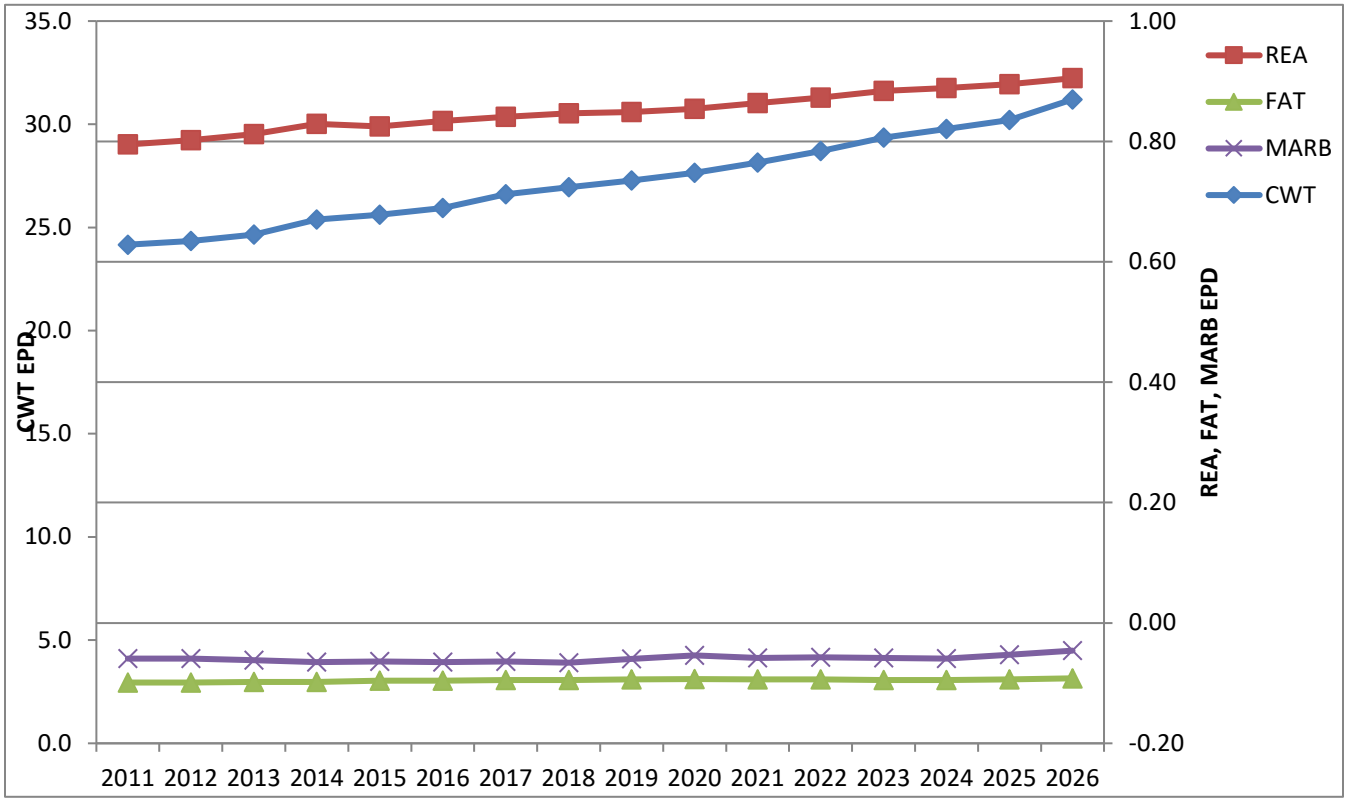

Genetic Trend - Indexes

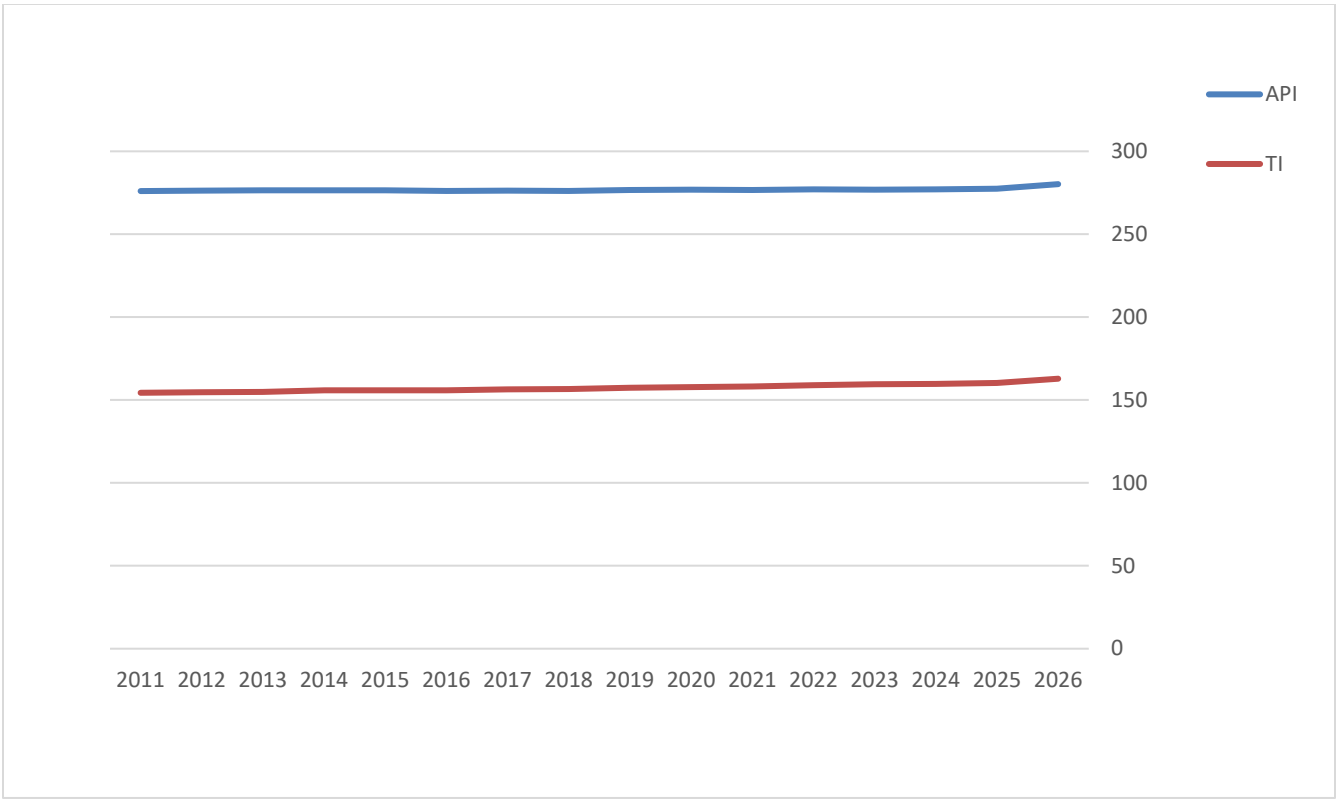

Statistics from the Nov 9, 2026 BOLT Evaluation